

KiNS-tech 2020

Håvard Bruvold
Lead Systems Engineer
Citrix Systems Norge

epost: havard.bruvold@citrix.com

November 17, 2020

citrix



2020

Året som ble litt annerledes

2020

Det populært å gjøre dette



2020

Og dette...



2020

Mange måtte gjøre dette



Den tradisjonelle to-sone modellen er der fortsatt

- Intern og sikker sone
- Må via intern sone for å komme til applikasjoner i sikker sone
- Gjerne tynnklient med skrivebord i internsone og starter nytt skrivebord i sikker sone, ICA gjennom ICA.

Den tradisjonelle to-sone modellen er der fortsatt

- Intern og sikker sone
- Må via intern sone for å komme til applikasjoner i sikker sone
- Gjerne tynnklient med skrivebord i internsone og starter nytt skrivebord i sikker sone, ICA gjennom ICA.
- Datatilsynets veileder er endret i ordlyd
- NSMs Grunnprinsipper for IKT-Sikkerhet 2.0

Hvordan de ansatte jobber



Hva it må håndtere

SaaS + mobile applikasjoner

SAP Salesforce workday Office 365 CONCUR

Offentlig sku

OneDrive Google Drive Dropbox box

Skybaserte applikasjoner

Azure Google Cloud amazon web services ORACLE Cloud

Hosted Private Cloud

DC / Private Cloud

On-prem data center

Office Exchange SQL Server



Utvidet trusselflate



SAP Salesforce workday
Office 365 CONCUR

SaaS +
mobile apps

OneDrive Google Drive
Dropbox box

Public cloud
content

Azure Google Cloud
amazon web services ORACLE Cloud

Public cloud
apps

Hosted
Private Cloud

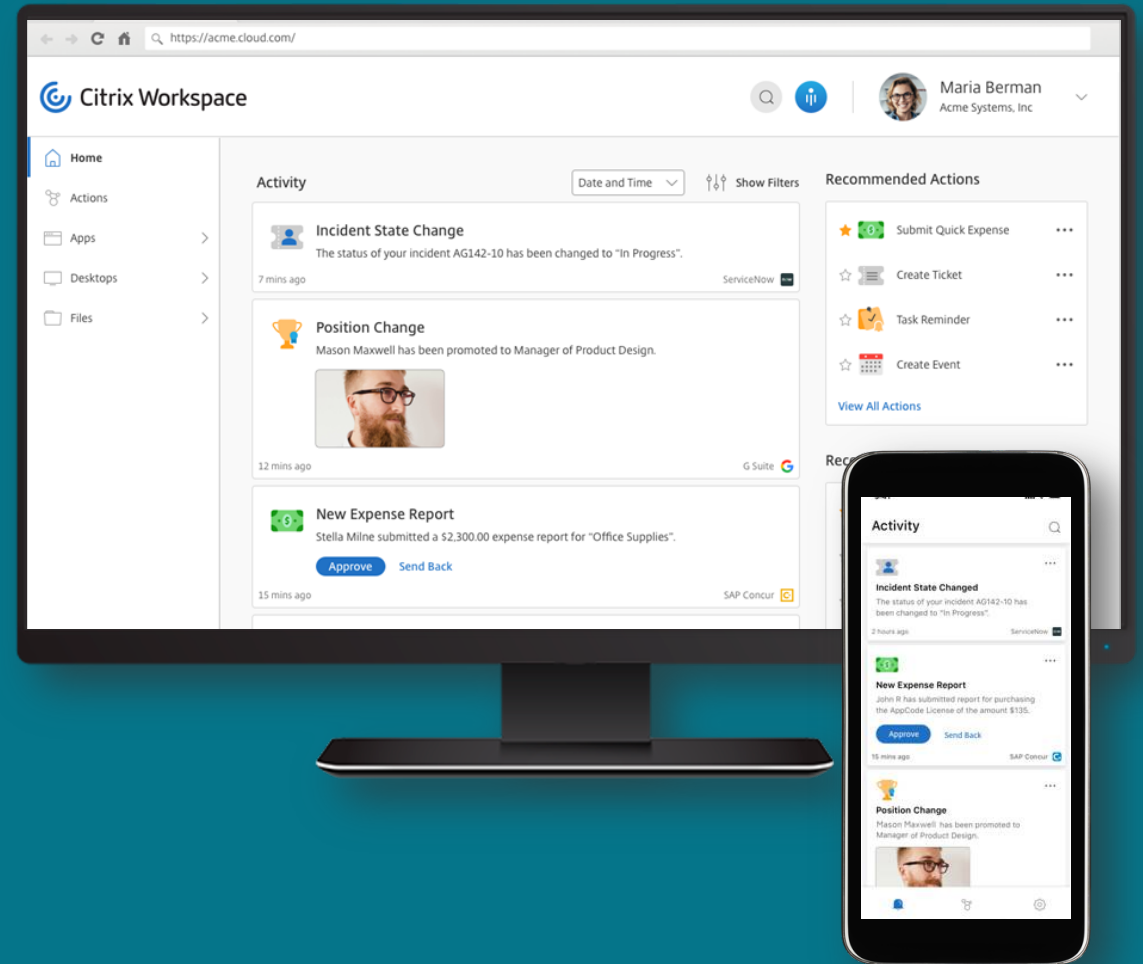
DC / Private
Cloud

Office

On-prem
data center

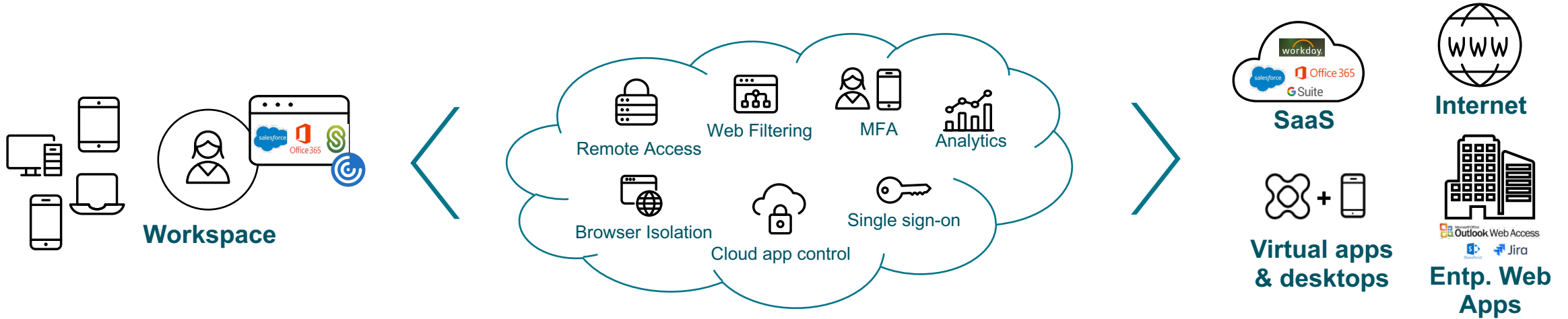
Endre hvordan applikasjoner og data konsumeres

- Fokus på tilgang til applikasjoner og data
- Single sign-on til applikasjoner, web og SaaS
- SaaS og Web applikasjoner lokalt på klient
- Ensartet brukeropplevelse på tvers av plattformer
- Forenkle arbeidsflyt for gitte oppgaver applikasjon
- Zero Trust rammeverk



“Zero Trust” Security Approach

Contextual and secure access with policy control to SaaS and Enterprise Web apps



End user experience

- SSO to SaaS & Web apps
- Access to Enterprise Web apps
- Flexibility to use any device
- Unified experience through Workspace

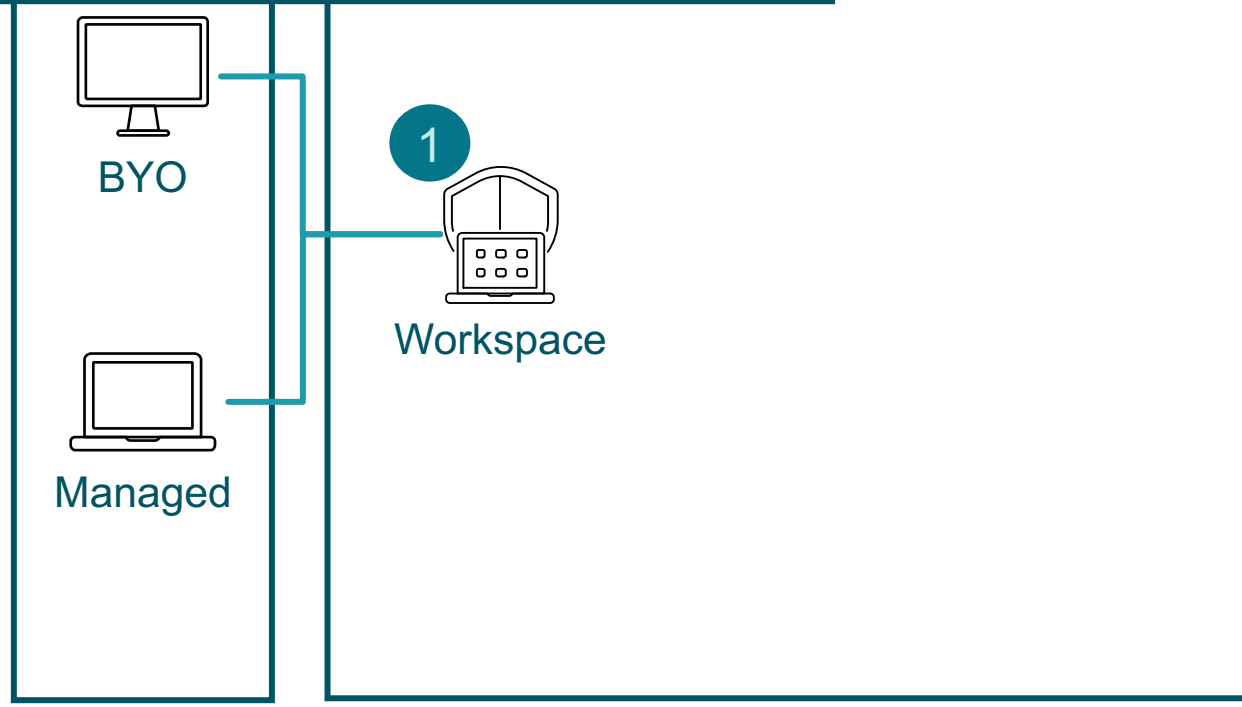
Security controls for SaaS and Web Apps

- Enhanced security with Cloud App Control
- Web filtering & classification for links in published SaaS apps
- Browser isolation for untrusted sites

Visibility and analytics

- Web Filtering reports by user
- User behavior analytics with risk score
- Usage reports by website categories

1 Velg identitets provider (AD, Azure Ad, Google mm)



User

Citrix Cloud

- 1 Velg identitets provider (AD, Azure Ad, Google mm)
- 2 VPN-fri tilgang til SaaS og Web applikasjoner



User



Citrix Cloud



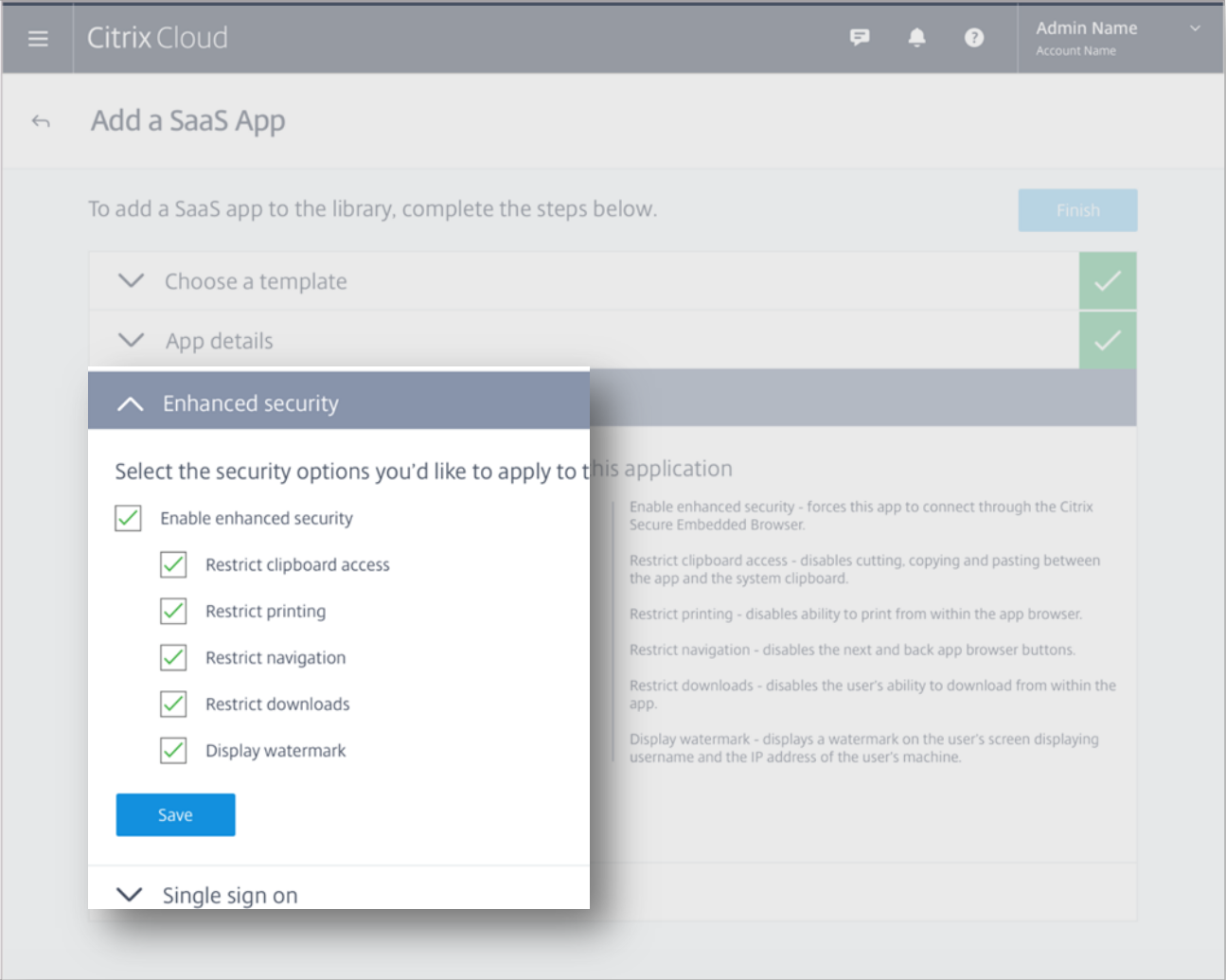
Cloud



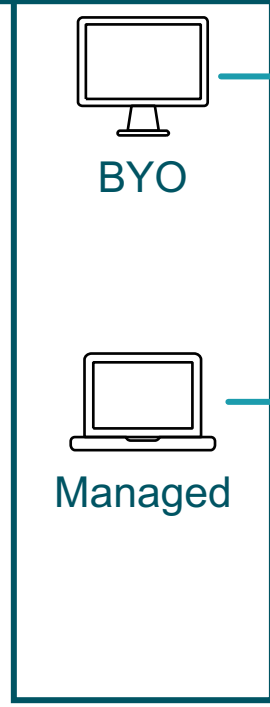
Data Center and Cloud

Use-case: Enforcing Policy Control: Cloud App Control

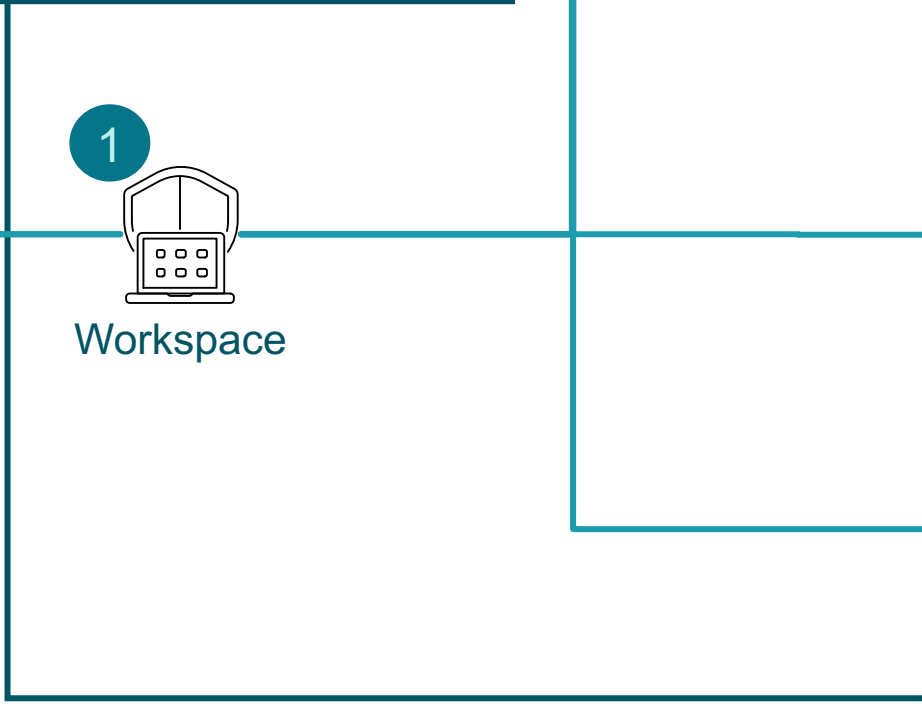
Usable on any SaaS Application – Foundation of a SaaS Governance Framework



- 1 Velg identitets provider (AD, Azure Ad, Google mm)
- 2 VPN-fri tilgang til SaaS og Web applikasjoner
- 3 VPN-fri tilgang til fysiske Windows 10 PCer
- 4 VPN-fri tilgang til Windows og Linux



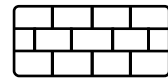
User



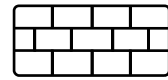
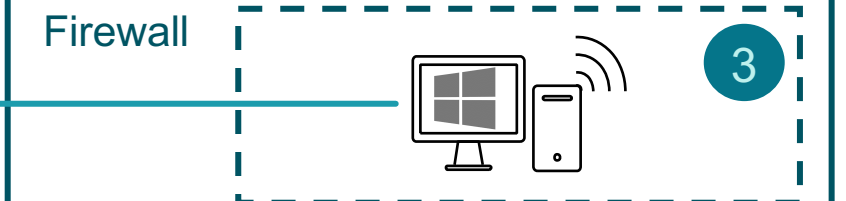
Citrix Cloud



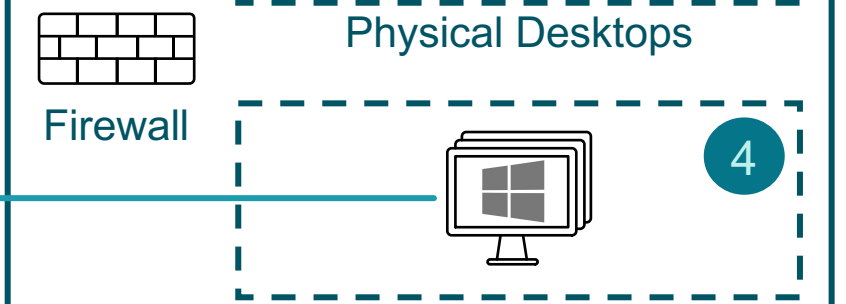
Cloud



Firewall



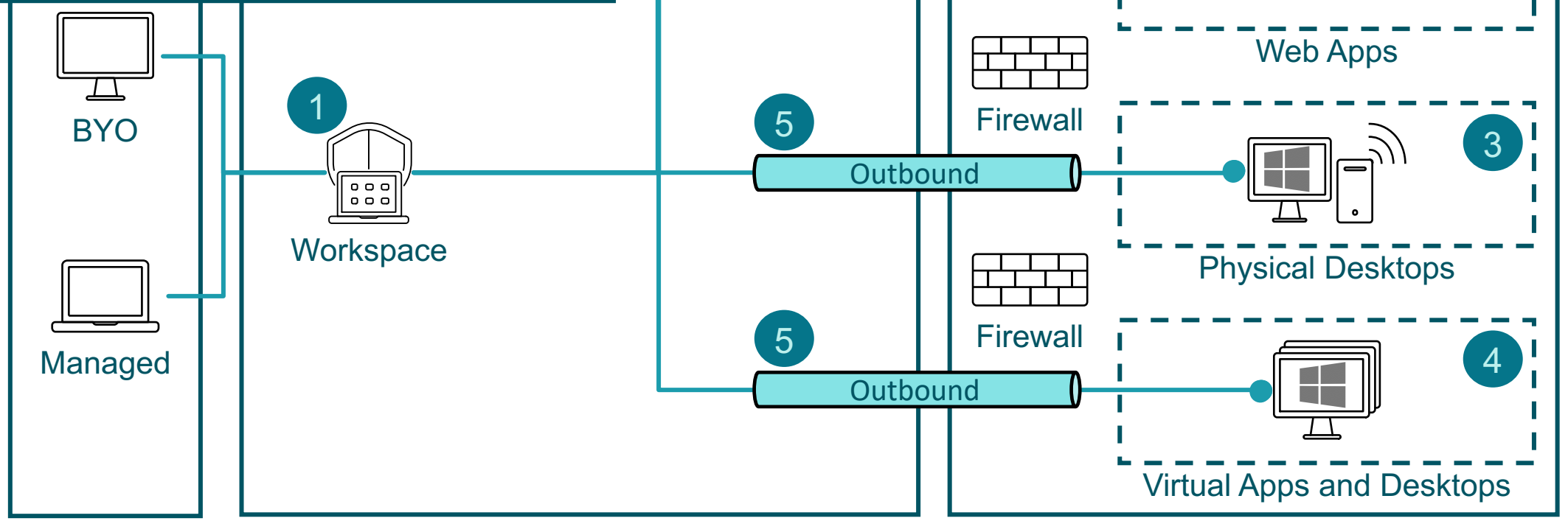
Firewall



Virtual Apps and Desktops

Data Center and Cloud

- 1 Velg identitets provider (AD, Azure Ad, Google mm)
- 2 VPN-fri tilgang til SaaS og Web applikasjoner
- 3 VPN-fri tilgang til fysiske Windows 10 PCer
- 4 VPN-fri tilgang til Windows og Linux
- 5 Behov for kun utgående initiell kommunikasjon

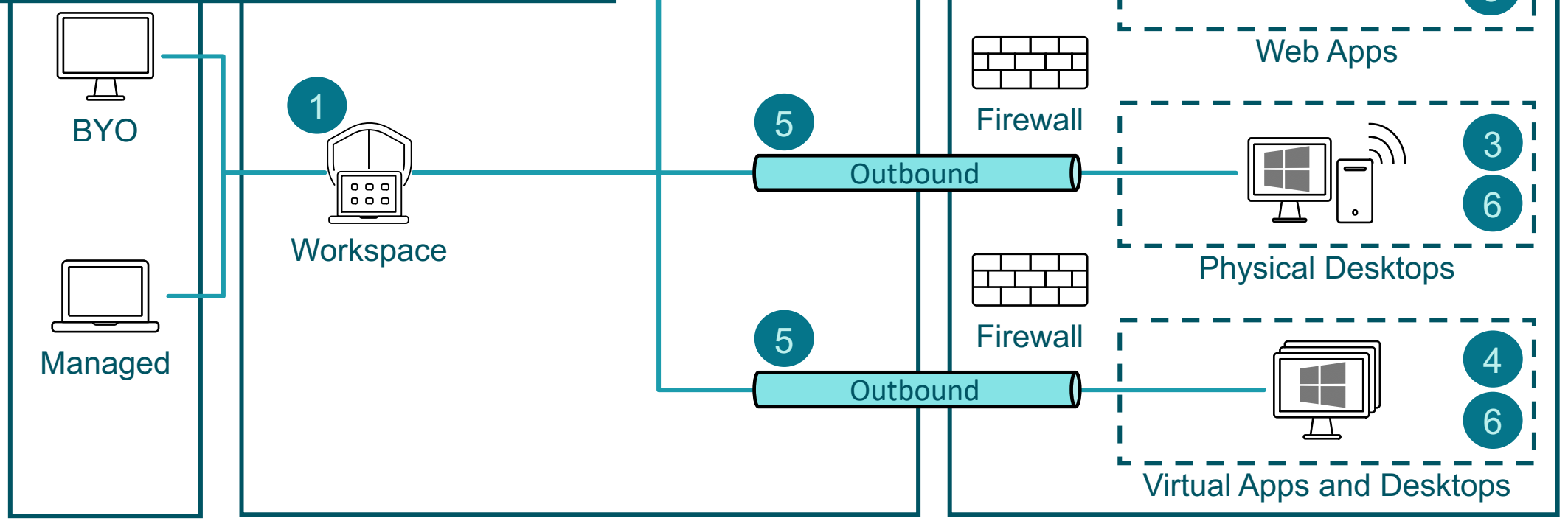


User

Citrix Cloud

Data Center and Cloud

- 1 Choice of identity provider (AD, Azure Ad, Google mm)
- 2 VPN-less access to SaaS and Web apps
- 3 VPN-less access to physical, Windows 10 PCs
- 4 VPN-less access to Windows and Linux
- 5 Outbound-only channel providing resource specific access
- 6 Single sign-on til SaaS, web, Windows og Linux




User

Citrix Cloud

Data Center and Cloud

Enhanced Citrix Workspace App protection



Windows Apps & Desktops

SaaS & Web Apps

Web Browsing

Linux Apps & Desktops

Intelligent Experience

- 1 Assistent + søk
- 2 Personlig feed
- 3 Anbefalte actions
- 4 Sist brukte applikasjoner, filer og skrivebord
- 5 Mikorapplikasjoner

The screenshot shows the Citrix Workspace interface. On the left is a navigation sidebar with 'Home', 'Actions', 'Apps', 'Desktops', and 'Files'. The main area is an 'Activity' feed with several items: 'Incident State Change' (7 mins ago), 'Position Change' (12 mins ago), 'New Expense Report' (15 mins ago), 'New Report' (5 hours ago), 'New Account Update' (6 hours ago), and 'New Incident Assigned' (8 hours ago). A blue vertical bar highlights the 'New Report' item, which is also highlighted with a '2' in a circle. A '5' in a circle is placed over the 'New Expense Report' item.

The screenshot shows a Tableau report titled 'New Report' (5 hours ago). It features two main sections: 'ACME Sales' and 'Top Sales Reps'.

ACME Sales

A line chart showing sales from 8/31 to 10/31. The y-axis ranges from \$0 to \$20M. The chart shows data for 2017 (grey line) and 2018 (green line). A dashed green line represents projected sales for 2018, reaching \$15M by 10/31. A tooltip for the projected point shows '\$15M - Projected'.

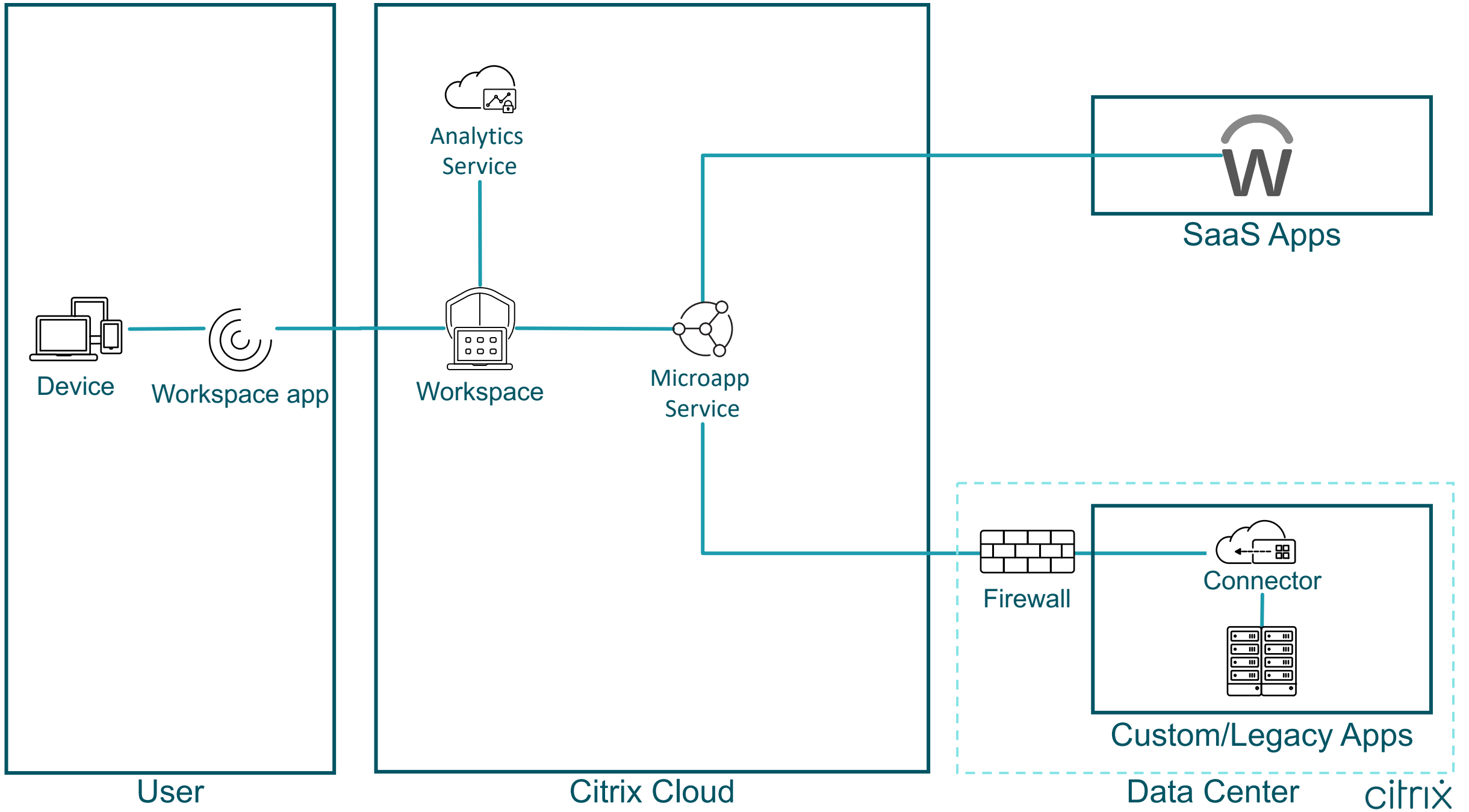
Year	8/31	9/30	10/31
2017	\$20M	\$40M	\$60M
2018	\$20M	\$60M	\$100M
Projected	-	-	\$15M

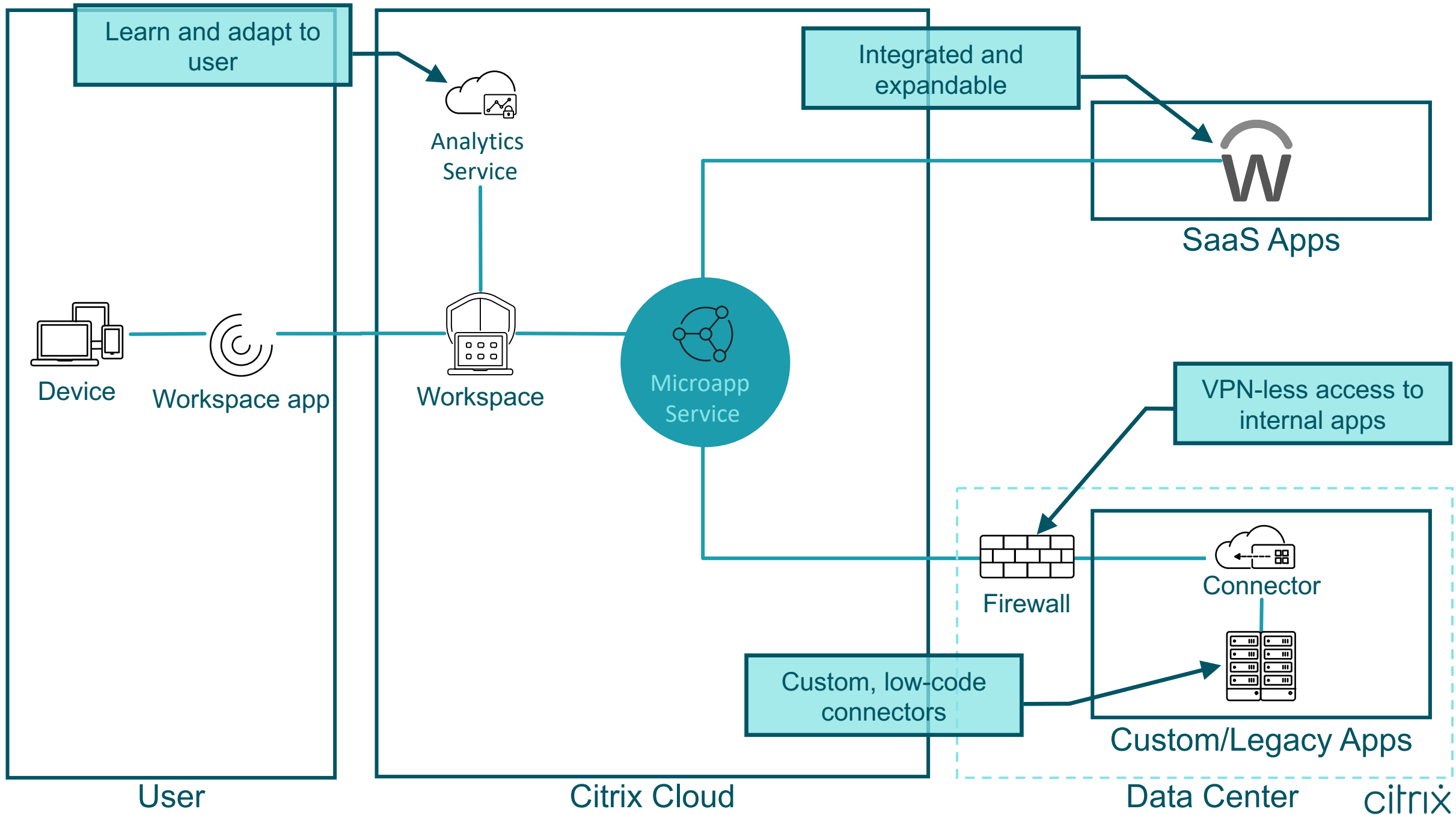
Top Sales Reps

Name	Sales QTD	Quota
Andy Bernard	1	\$3M
Dwight Schrute	1	\$3M
Jim Halpert	1	\$3M
Phyllis Lapin	1	\$3M
Stanley Hudson	1	\$3M

1 of 25 pages







Analytics

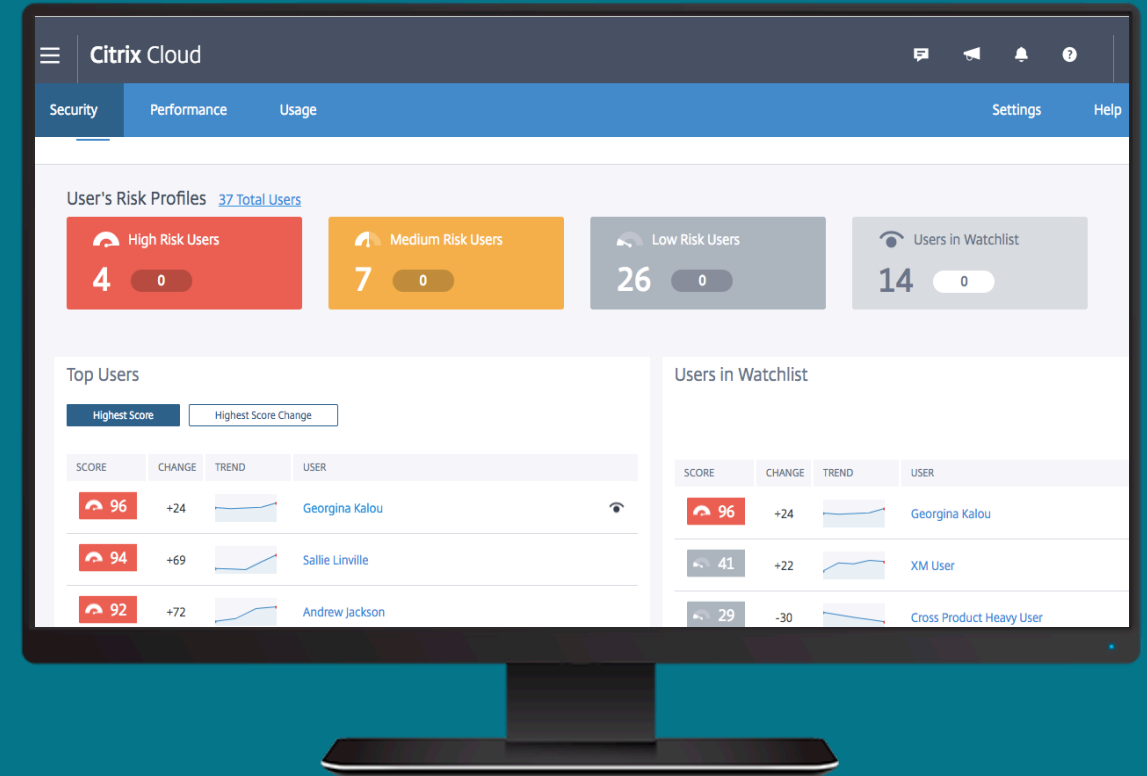
Security

Monitor user behavior

Detect anomalous activity

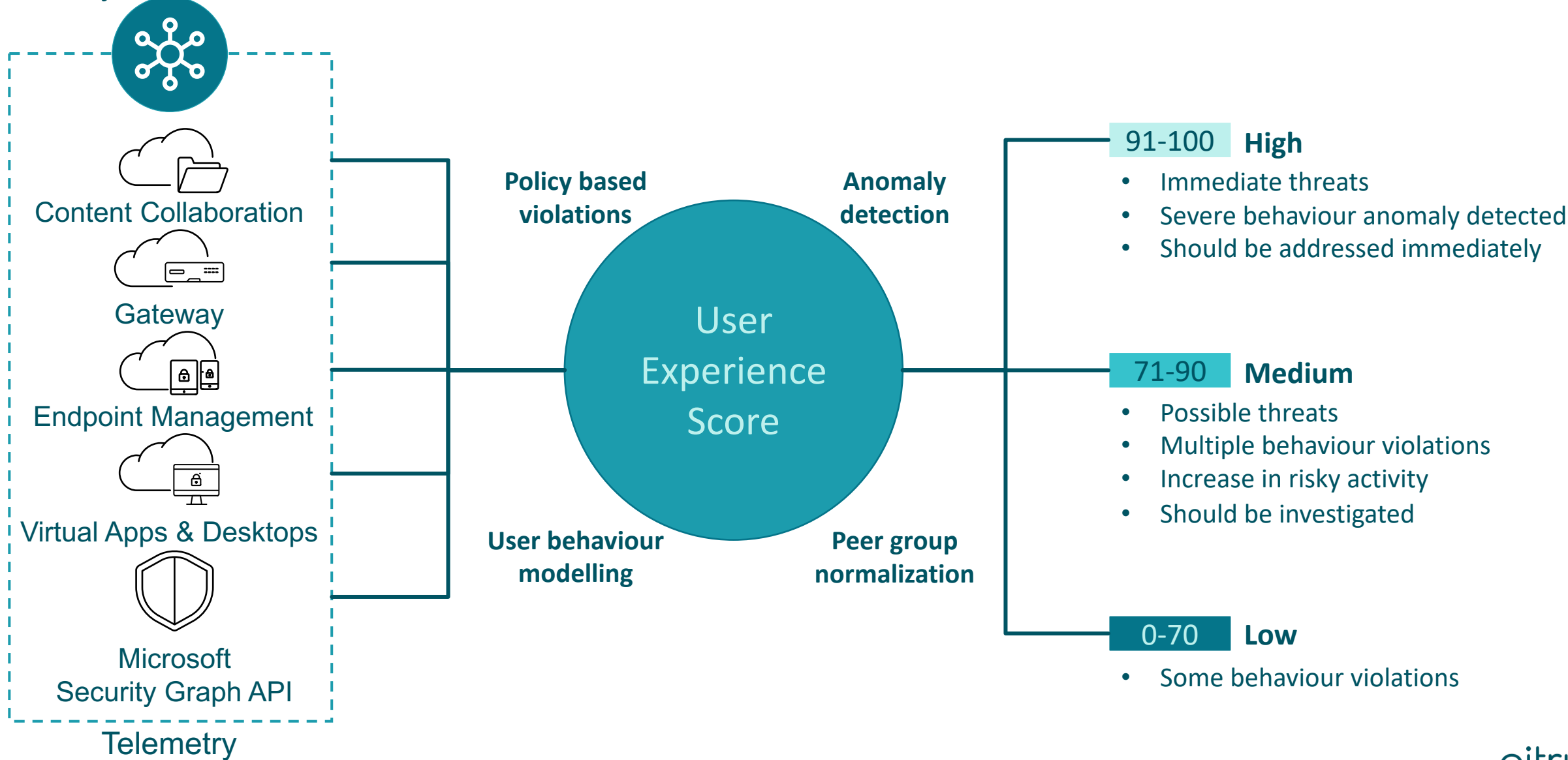
Automatic policy control

Utilizes multiple data sources



Analytics

Security



Citrix Ready Workspace Security Ecosystem

